

# Tech Sheet: Scoda Aeronautica Super Petrel Amphibian

(scoda-aeronautica-PET.pdf)



Scoda Super Petrel Canopy/Nose Cover

## Section 1: Canopy/Cockpit/Fuselage Covers

The **Canopy/Nose Cover** combines a Canopy Cover and a Nose cover. The Scoda Aeronautica Super Petrel Amphibian Canopy/Nose Cover is designed to enclose the windshield, all side windows, canopy roof, and also extends forward to cover the nose. It is a one-piece cover. The Canopy/Nose Cover is custom designed for each model, as well as your aircraft's specific antenna and temperature probe placements. The Canopy/Nose Cover attaches using adjustable "belly straps", which run under the belly and connect to the other side of the cover with a quick-release plastic buckle. To ensure the most secure fit, high-quality shock cord is enclosed in the hem of the cover to help keep the cover tighter against the airplane. Canopy Covers are commonly referred to as Cabin Covers, Fuselage Covers, Canvas Covers, Canopy Caps, etc.

This cover type is made from Silver Acrylic Sunbrella canvas and is 100% lined with a soft and smooth microfiber. Bruce's Custom Covers developed this material combination especially for aircraft protection. The outer material is medium weight and treated for water resistance, UV resistance and anti-static buildup. The inner lining is a very soft and smooth microfiber to prevent scratching. The material is very reflective, and tests show that the cabin interior temperature can be reduced to near-ambient temperature on the hottest of days. It is water, ice and snow repellent, yet breathable to allow moisture to escape from between the cover and the aircraft surface.

The **Lightweight Travel Canopy Cover** will cover the same area as our standard Canopy Cover, but the material used is very lightweight and will fold up and store in a much smaller space. This cover is ideal for the airplane that is stored in a hangar full-time and only needs a cover on rare occasions.

Travel Covers are made with Silver Solution-Dyed Polyester fabric and only lined over the windshield to save weight. The material is

lightweight and more compact for easy stowage in the aircraft. The polyester material is water resistant, but only intended for occasional use outside. We also have an ultra lightweight material available for fitted hangar dust covers. For daily outdoor use, the non-travel Sunbrella Cover is the best choice.



Scoda Super Petrel Canopy/Nose Cover



Scoda Aeronautica Super Petrel Canopy/Nose Cover

| Description                                  | Part Number    | Price           |
|--|----------------|-----------------|
| CANOPY/NOSE COVER (all models)               | <b>PET-000</b> | <b>\$670.00</b> |
| TRAVEL COVER, Light Weight Canopy/Nose Cover | <b>PET-800</b> | <b>\$540.00</b> |

**Section 2: Engine/Prop Covers**

**Engine Covers** will cinch around or behind the spinner, cover the entire engine cowl area including the engine air cooling and induction air inlets, and fastens together with Velcro beneath the spinner down the front of the cowling. The Engine Cover is attached with a belly strap aft of the firewall, and can Velcro to the Canopy Cover. Engine Covers are normally made from Solution-Dyed Polyester or Acrylic *Sunbrella*. An Insulated version of the engine cover can be made with a thicker, quilted, and water-repellent material. The Insulated Engine Cover works well in cold climates to help with engine preheating.

The **Scoda Aeronautica Super Petrel Amphibian Insulated Engine Cover** works well in cold climates to help with engine preheating. You can add an access flap for an additional fee. It will cinch around or behind the spinner, cover the entire engine cowl area including the engine air inlets, and fastens together with Velcro beneath the spinner down the front of the cowling.

Insulated Covers Material - A special composite material of solution-dyed polyester, 3M Thinsulate insulation, and soft nylon interior fabric. Our insulated covers are designed to complement an engine preheater and help retain heat in the engine compartment after shutdown. If you operate your aircraft in cold-weather, these covers will help prevent engine wear and tear.



Scoda Aeronautica Super Petrel Insulated Engine Cover



Scoda Aeronautica Super Petrel Insulated Engine Cover

| Description  | Part Number    | Price           |
|--|----------------|-----------------|
| ENGINE COVER (912 ULS, 914 TURBO series engines)           | <b>PET-100</b> | <b>\$435.00</b> |
| ENGINE COVER (912 IS series engines)                       | <b>PET-101</b> | <b>\$435.00</b> |
| INSULATED ENGINE COVER (912 ULS, 914 TURBO series engines) | <b>PET-110</b> | <b>\$560.00</b> |
| INSULATED ENGINE COVER (912 IS series engines)             | <b>PET-111</b> | <b>\$560.00</b> |

### Section 3: Plugs & Protection

**Scoda Aeronautica Super Petrel Amphibian Pitot Tube Covers**, NOT HEAT RESISTANT TYPE, are made of Naugahyde vinyl, and are designed to cover the entire pitot assembly. Slipping over the tube, the cover tightens around the base with a Velcro strap detail. A "Remove Before Flight" streamer is attached to the cover. **Heat Resistant Pitot Covers** are an upgrade to this design, and help prevent the pitot cover from melting onto the tube if the pitot heat is accidentally turned on while installed. If you want the set tethered together, please let us know.



Pitot Tube Cover

| Description | Part Number    | Price          |
|-------------|----------------|----------------|
| PITOT COVER | <b>PET-HPB</b> | <b>\$35.00</b> |

### Section 4: Wing/Tail/Empennage Covers

**Horizontal Stabilizer Covers** are a perfect solution to protect your paint from sun damage and prevent frost, snow, ice buildup, and corrosion. They are made from Solution-Dyed Polyester or Acrylic *Sunbrella*. They cover the entire upper surface of the stabilizers and overlap around the leading and trailing edges as well as the wing tip. The covers secure under each stabilizer with adjustable straps. In some instances, cut-outs are made in the trailing edge of the wing covers to accommodate for static wicks. **Horizontal Stabilizer Covers** for winter use or long-term all year use are usually available, and are normally made from Solution-Dyed Polyester or Acrylic *Sunbrella*. A Hail Protection version can be made which incorporates dense closed cell foam into the entire upper surface of the wing covers to help prevent hail damage. Although these covers are bulky, they do help protect your wing and control surfaces against small to medium-size hail.

ALL-YEAR USE MATERIAL - Made with Silver Acrylic Sunbrella canvas, the all-year use material is the best option for sun protection and cover longevity. This heavier more durable material is intended for all weather conditions, such as rain and snow or lots of sun.

WINTER USE MATERIAL - Made with Solution-Dyed Polyester fabric, this option is intended for seasonal use to aid in deicing, rain mitigation, or for occasional travel. The material is lighter and more compact, but more susceptible to UV damage and may have a shorter useful life if used continuously outside than the all-year use material.

The **Scoda Aeronautica Super Petrel Amphibian Wing Covers** are a perfect solution to protect your paint from sun damage and



prevent winter frost, snow, ice buildup, and corrosion. They are made from Solution-Dyed Polyester or Acrylic *Sunbrella* and form-fit to slip around each wing tip, cover the entire upper surface of the wing and wrap around the leading and trailing edges. The covers secure under the wing with adjustable straps from the trailing edge to the leading edge. The wing covers can also attach to each other with adjustable straps at the leading and trailing edges of the wing under the belly of the plane. In some instances, cut-outs are made in the trailing edge of the wing covers to accommodate static wicks. We have the ability to also accommodate wing tip modifications, such as STOL kits, droop tips, and vortex generators. Wing covers are labeled LEFT and RIGHT for your convenience. Wing Covers are available for winter use or long-term, all-year use. A Hail Protection version can be made which incorporates very dense closed cell foam into the entire upper surface of the wing covers to help prevent hail damage. Although these covers are bulky, they do help protect your wing and control surfaces against small to medium-size hail.

**ALL-YEAR USE MATERIAL** - Made with Silver Acrylic *Sunbrella* canvas, the all-year use material is the best option for sun protection and cover longevity. This heavier more durable material is intended for all weather conditions, such as rain and snow or lots of sun.

**WINTER USE MATERIAL** - Made with Solution-Dyed Polyester fabric, this option is intended for seasonal use to aid in deicing, rain mitigation, or for occasional travel. The material is lighter and more compact, but more susceptible to UV damage and may have a shorter useful life if used continuously outside than the all-year use material.



Waco UPF-7 Upper Wing Cover, Horizontal Stabilizer Cover & Canopy Cover

| Description   | Part Number    | Price            |
|---|----------------|------------------|
| UPPER WING COVER, WINTER USE                          | <b>PET-200</b> | <b>\$820.00</b>  |
| UPPER WING COVER, ALL YEAR USE                        | <b>PET-205</b> | <b>\$1070.00</b> |
| LOWER WING COVERS, WINTER USE (set of 2)              | <b>PET-250</b> | <b>\$875.00</b>  |
| LOWER WING COVERS, ALL YEAR USE (set of 2)            | <b>PET-255</b> | <b>\$1135.00</b> |
| HORIZONTAL STABILIZER COVERS, WINTER USE (set of 2)   | <b>PET-300</b> | <b>\$510.00</b>  |
| HORIZONTAL STABILIZER COVERS, ALL YEAR USE (set of 2) | <b>PET-305</b> | <b>\$655.00</b>  |

**Prices subject to change. Other Covers and Design Alterations: Prices on request.**  
**Prices are FOB Morgan Hill, CA. Sales tax on orders shipped to California addresses. Orders take approximately 3 weeks to complete. For domestic orders we normally ship by UPS ground service. Next day shipping and air parcel post is available on request. We can take payment by Visa, Mastercard, American Express, or Discover.**

**Bruce's Custom Covers offers protective covers and plugs for virtually every type of airplane, jet and helicopter. If you have questions about our products please call any time TOLL FREE: 800/777-6405, or FAX: 408/738-2729.**

**Instructions:** Measure to the nearest 1/8" and only fill in what applies. You may email, fax or phone in the measurements.

Aircraft Reg / Tail Number: \_\_\_\_\_ Aircraft Type: \_\_\_\_\_ Year: \_\_\_\_\_

Name: \_\_\_\_\_ Phone & Email: \_\_\_\_\_

### OAT Placement

|                        |  |                           |        |       |                        |  |                           |
|------------------------|--|---------------------------|--------|-------|------------------------|--|---------------------------|
| <b>A</b>               | From top of windshield   |                           |        |       |                        |  |                           |
| <b>B</b>               | Offset from centerline   |                           |        |       |                        |  |                           |
|                        | <table style="width: 100%; border-collapse: collapse;"> <tr> <td style="width: 33%; text-align: center;">Left</td> <td style="width: 34%; text-align: center;">Center</td> <td style="width: 33%; text-align: center;">Right</td> </tr> <tr> <td style="text-align: center;"><small>(pilot)</small></td> <td></td> <td style="text-align: center;"><small>(co-pilot)</small></td> </tr> </table> | Left                      | Center | Right | <small>(pilot)</small> |  | <small>(co-pilot)</small> |
| Left                   | Center   | Right                     |        |       |                        |  |                           |
| <small>(pilot)</small> |  | <small>(co-pilot)</small> |        |       |                        |  |                           |
| <b>C</b>               | Height   |                           |        |       |                        |  |                           |
| <b>D</b>               | From FWD edge  |                           |        |       |                        |  |                           |
| <b>E</b>               | From lower edge  |                           |        |       |                        |  |                           |
| <b>F</b>               | From forward corner  |                           |        |       |                        |  |                           |
| <b>G</b>               | Distance forward   |                           |        |       |                        |  |                           |



| Antenna Placements   | Example<br><small>(inches or metric)</small>   | Antenna #1                |        |       | Antenna #2             |          |                           | Antenna #3  |      |        | Antenna #4 |                        |  |                           |   |      |        |       |                        |  |                           |   |      |        |       |                        |  |                           |   |      |        |       |                        |  |                           |
|--|--|---------------------------|--------|-------|------------------------|----------|---------------------------|---|------|--------|------------|------------------------|--|---------------------------|---|------|--------|-------|------------------------|--|---------------------------|---|------|--------|-------|------------------------|--|---------------------------|---|------|--------|-------|------------------------|--|---------------------------|
| <b>H</b> Distance from top center windshield to front of Antenna | <b>34 5/8"</b>   |                           |        |       |                        |          |                           |   |      |        |            |                        |  |                           |   |      |        |       |                        |  |                           |   |      |        |       |                        |  |                           |   |      |        |       |                        |  |                           |
| <b>J</b> Length/Width of Antenna base                            | <b>5 1/2" x 3 1/4"</b>   |                           |        |       |                        |          |                           |   |      |        |            |                        |  |                           |   |      |        |       |                        |  |                           |   |      |        |       |                        |  |                           |   |      |        |       |                        |  |                           |
| <b>K</b> Offset from Centerline                                  | <b>9 1/2"</b>  |                           |        |       |                        |          |                           |   |      |        |            |                        |  |                           |   |      |        |       |                        |  |                           |   |      |        |       |                        |  |                           |   |      |        |       |                        |  |                           |
| Antenna Offset<br>(mark one)                                     | <table style="width: 100%; border-collapse: collapse;"> <tr> <td style="width: 33%; text-align: center;">Left</td> <td style="width: 34%; text-align: center;">Center</td> <td style="width: 33%; text-align: center;">Right</td> </tr> <tr> <td style="text-align: center;"><small>(pilot)</small></td> <td style="text-align: center;"><b>X</b></td> <td style="text-align: center;"><small>(co-pilot)</small></td> </tr> </table> | Left                      | Center | Right | <small>(pilot)</small> | <b>X</b> | <small>(co-pilot)</small> | <table style="width: 33%; border-collapse: collapse;"> <tr> <td style="width: 33%; text-align: center;">Left</td> <td style="width: 34%; text-align: center;">Center</td> <td style="width: 33%; text-align: center;">Right</td> </tr> <tr> <td style="text-align: center;"><small>(pilot)</small></td> <td></td> <td style="text-align: center;"><small>(co-pilot)</small></td> </tr> </table> | Left | Center | Right      | <small>(pilot)</small> |  | <small>(co-pilot)</small> | <table style="width: 33%; border-collapse: collapse;"> <tr> <td style="width: 33%; text-align: center;">Left</td> <td style="width: 34%; text-align: center;">Center</td> <td style="width: 33%; text-align: center;">Right</td> </tr> <tr> <td style="text-align: center;"><small>(pilot)</small></td> <td></td> <td style="text-align: center;"><small>(co-pilot)</small></td> </tr> </table> | Left | Center | Right | <small>(pilot)</small> |  | <small>(co-pilot)</small> | <table style="width: 33%; border-collapse: collapse;"> <tr> <td style="width: 33%; text-align: center;">Left</td> <td style="width: 34%; text-align: center;">Center</td> <td style="width: 33%; text-align: center;">Right</td> </tr> <tr> <td style="text-align: center;"><small>(pilot)</small></td> <td></td> <td style="text-align: center;"><small>(co-pilot)</small></td> </tr> </table> | Left | Center | Right | <small>(pilot)</small> |  | <small>(co-pilot)</small> | <table style="width: 33%; border-collapse: collapse;"> <tr> <td style="width: 33%; text-align: center;">Left</td> <td style="width: 34%; text-align: center;">Center</td> <td style="width: 33%; text-align: center;">Right</td> </tr> <tr> <td style="text-align: center;"><small>(pilot)</small></td> <td></td> <td style="text-align: center;"><small>(co-pilot)</small></td> </tr> </table> | Left | Center | Right | <small>(pilot)</small> |  | <small>(co-pilot)</small> |
| Left   | Center   | Right                     |        |       |                        |          |                           |   |      |        |            |                        |  |                           |   |      |        |       |                        |  |                           |   |      |        |       |                        |  |                           |   |      |        |       |                        |  |                           |
| <small>(pilot)</small>   | <b>X</b>   | <small>(co-pilot)</small> |        |       |                        |          |                           |   |      |        |            |                        |  |                           |   |      |        |       |                        |  |                           |   |      |        |       |                        |  |                           |   |      |        |       |                        |  |                           |
| Left   | Center   | Right                     |        |       |                        |          |                           |   |      |        |            |                        |  |                           |   |      |        |       |                        |  |                           |   |      |        |       |                        |  |                           |   |      |        |       |                        |  |                           |
| <small>(pilot)</small>   |  | <small>(co-pilot)</small> |        |       |                        |          |                           |   |      |        |            |                        |  |                           |   |      |        |       |                        |  |                           |   |      |        |       |                        |  |                           |   |      |        |       |                        |  |                           |
| Left   | Center   | Right                     |        |       |                        |          |                           |   |      |        |            |                        |  |                           |   |      |        |       |                        |  |                           |   |      |        |       |                        |  |                           |   |      |        |       |                        |  |                           |
| <small>(pilot)</small>   |  | <small>(co-pilot)</small> |        |       |                        |          |                           |   |      |        |            |                        |  |                           |   |      |        |       |                        |  |                           |   |      |        |       |                        |  |                           |   |      |        |       |                        |  |                           |
| Left   | Center   | Right                     |        |       |                        |          |                           |   |      |        |            |                        |  |                           |   |      |        |       |                        |  |                           |   |      |        |       |                        |  |                           |   |      |        |       |                        |  |                           |
| <small>(pilot)</small>   |  | <small>(co-pilot)</small> |        |       |                        |          |                           |   |      |        |            |                        |  |                           |   |      |        |       |                        |  |                           |   |      |        |       |                        |  |                           |   |      |        |       |                        |  |                           |
| Left   | Center   | Right                     |        |       |                        |          |                           |   |      |        |            |                        |  |                           |   |      |        |       |                        |  |                           |   |      |        |       |                        |  |                           |   |      |        |       |                        |  |                           |
| <small>(pilot)</small>   |  | <small>(co-pilot)</small> |        |       |                        |          |                           |   |      |        |            |                        |  |                           |   |      |        |       |                        |  |                           |   |      |        |       |                        |  |                           |   |      |        |       |                        |  |                           |
| <b>L</b> Slope length of Antenna (types 1-3 only)                | <b>18"</b>   |                           |        |       |                        |          |                           |   |      |        |            |                        |  |                           |   |      |        |       |                        |  |                           |   |      |        |       |                        |  |                           |   |      |        |       |                        |  |                           |
| <b>M</b> Antenna Type (see types below)                          | <b>1</b>   |                           |        |       |                        |          |                           |   |      |        |            |                        |  |                           |   |      |        |       |                        |  |                           |   |      |        |       |                        |  |                           |   |      |        |       |                        |  |                           |

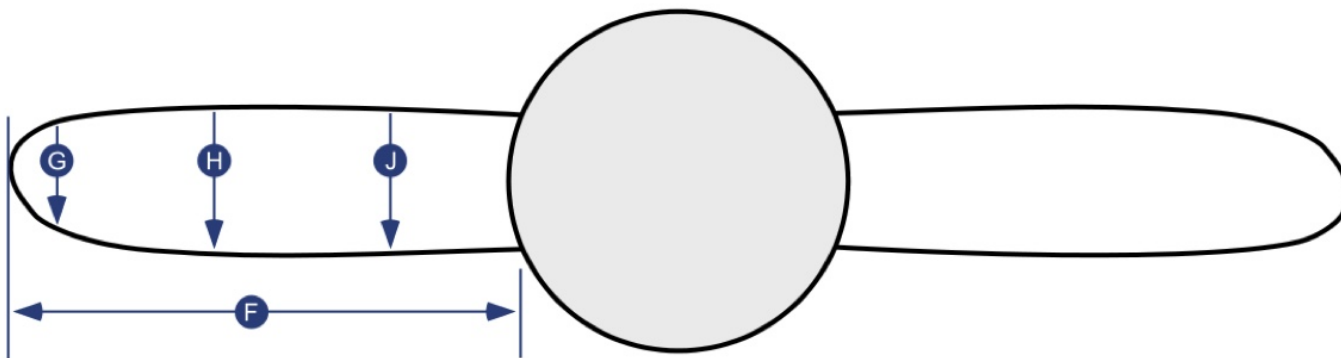
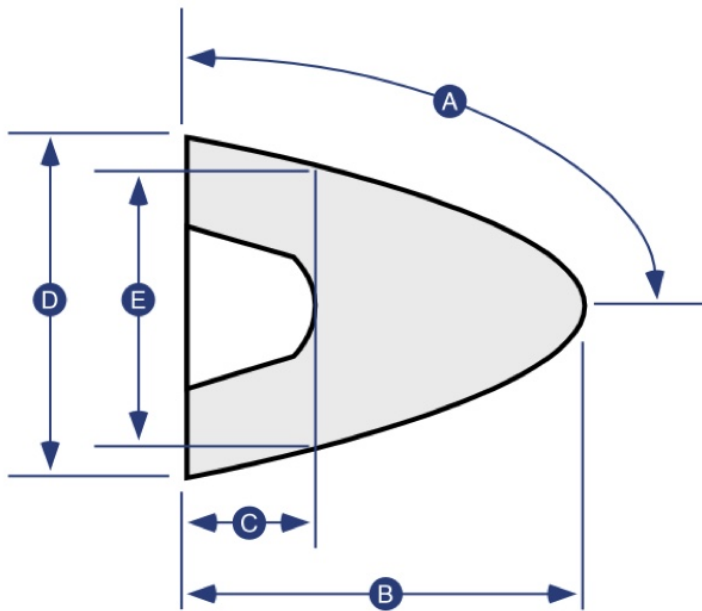
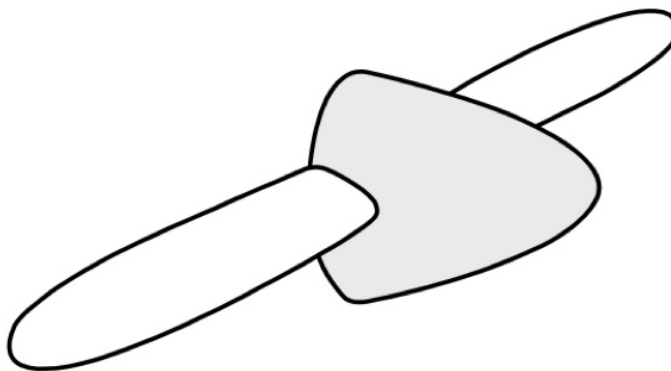


**Instructions:** Measure to the nearest 1/8" and only fill in what applies. You may email, fax or phone in the measurements.

Aircraft Reg / Tail Number: \_\_\_\_\_ Aircraft Type: \_\_\_\_\_ Year: \_\_\_\_\_  
 Name: \_\_\_\_\_ Phone & Email: \_\_\_\_\_

**Propellor Measurements**

| Please check one:                            | 2 - Blade | 3 - Blade | 4 - Blade |
|--|-----------|-----------|-----------|
| <b>A</b> Measure along surface of cone       |           |           |           |
| <b>B</b> Measure "straight line" base to tip |           |           |           |
| <b>C</b> Base to top of blade root opening   |           |           |           |
| <b>D</b> Provide diameter or circumference   |           |           |           |
| <b>E</b> Provide diameter or circumference   |           |           |           |
| <b>F</b> Blade root to prop tip              |           |           |           |
| <b>G</b> Trailing edge to leading edge       |           |           |           |
| <b>H</b> Trailing edge to leading edge       |           |           |           |
| <b>J</b> Trailing edge to leading edge       |           |           |           |



Ph: 408/738-3959 • Toll Free: 800/777-6405 • Fax: 408/738-2729 • [bruce@aircraftcovers.com](mailto:bruce@aircraftcovers.com)